



KEY FEATURES

- Thermally managed for maximum longevity
- Adjustable mounting bracket
- Operation and environmental benefits of LED technology
- Available in multiple lengths
- Wireless configurations available
- DMX Programming services Available



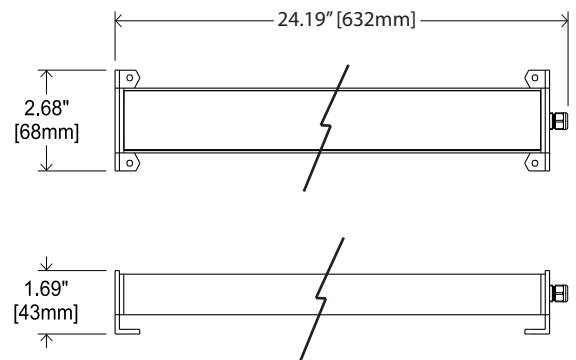
MODEL NUMBER SELECTOR Example: GSLEDIP24-RGB-WF-BLK

MODEL	COLOR	OPTIC	FINISH
GSLEDIP24			
	RGB - Color Changing	W -Wide WF -Wide Frosted	BLK- Black WHT- White CUS -Custom <i>Contact for custom finish</i>

TECHNICAL SPECIFICATIONS / MAXIMUM RATINGS

HOUSING	Powder Coated Extruded Aluminum
MOUNTING	Mounting Brackets (Other Options Available See Pg2)
VOLTAGE MAXIMUM	36 VDC
POWER	19 Watts
CURRENT	0.350 mA Per Channel, 3 Channels typical
CONNECTIONS	6Ft Flying Multi Conductor Lead
TEMPERATURE RANGE	-40°C – +85°C
TYPICAL CASE TEMPERATURE	~15°C Above Ambient Temperature
CERTIFICATIONS	Certified To CSA 22.2 No. 250.0 , Conforms To UL 1598 Standard
INGRESS PROTECTION	IP54
WAVELENGTH COLOR	BLUE: 460nm GREEN: 520nm RED: 625nm
TOTAL LUMENS	420
WEIGHT	1.4 lb 0.63 kg

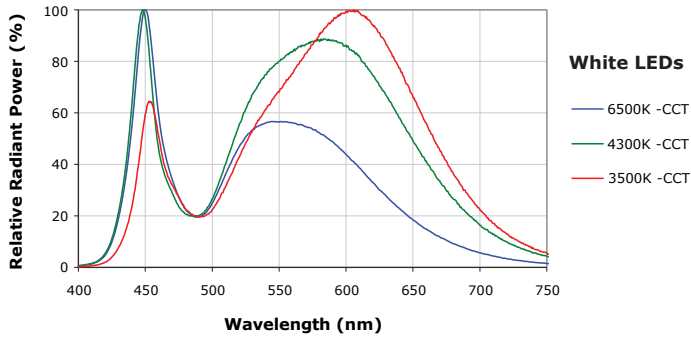
DIMENSIONS



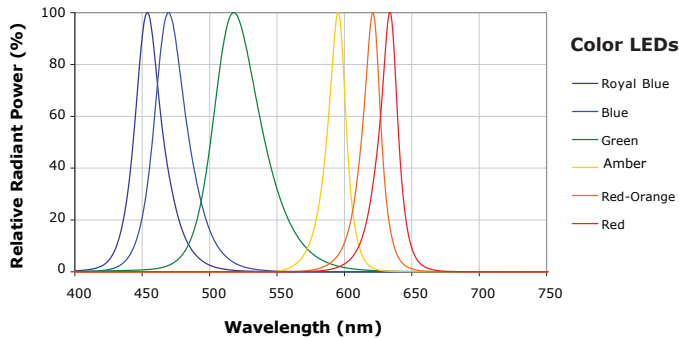
Alternate Lengths: (See respective Model Specification Sheets for details)

GSLEDIP48-RGB 46.9" [1191mm] 

PHOTOMETRICS



WIDE BEAM



FROSTED LENS



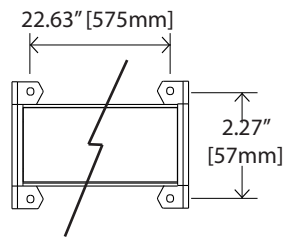
(Shown in White Option)

MOUNTING OPTIONS

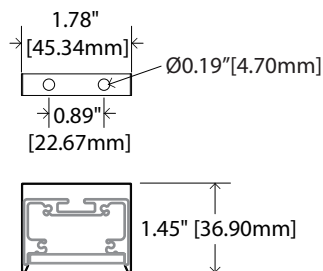
MOUNTING BRACKET



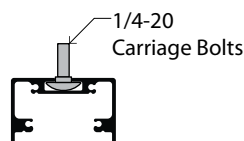
(Standard)



CLIP MOUNT



SURFACE MOUNT



CUSTOM OPTIONS

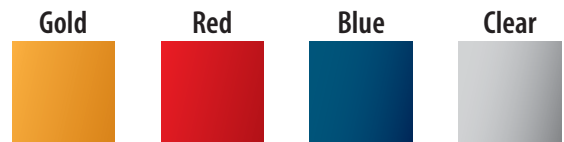
WIRING SELECTIONS



Other wire lengths available in 1 foot increments.

CUSTOM FINISHES

Anodized Aluminum



Please contact for further options

Powder Coated Aluminum



Please contact for further options